


**INDEPENDENT AUDITOR'S LIMITED REVIEW REPORT ON STANDALONE UNAUDITED
QUARTERLY AND YEAR TO DATE FINANCIAL RESULTS OF LIBORD FINANCE LIMITED PURSUANT
TO THE REGULATION 33 OF THE SEBI (LISTING OBLIGATIONS AND DISCLOSURE
REQUIREMENTS) REGULATIONS, 2015**

**Review Report to the Board of Directors of
Libord Finance Limited**

1. We have reviewed the accompanying statement of unaudited financial results of **Libord Finance Limited** ("the Company") for the quarter and six months ended September 30, 2021 ("the Statement"). This statement is the responsibility of the Company's Management and has been approved by the Board of Directors. Our responsibility is to issue a report on these financial statements based on our review.
2. We conducted our review of the Statement in accordance with the Standard on Review Engagements (SRE) 2410 "Review of Interim Financial Information Performed by the Independent Auditor of the Entity", issued by the Institute of Chartered Accountants of India. This standard requires that we plan and perform the review to obtain moderate assurance as to whether the financial statements are free of material misstatement. A review is limited primarily to inquiries of company personnel and analytical procedures applied to financial data and thus provides less assurance than an audit. We have not performed an audit and accordingly, we do not express an audit opinion.
3. Based on our review conducted as above, nothing has come to our attention that causes us to believe that the accompanying statement of unaudited financial results prepared in accordance with applicable accounting standards and other recognized accounting practices and policies has not disclosed the information required to be disclosed in terms of Regulation 33 of the SEBI (Listing Obligations and Disclosure Requirements) Regulations, 2015 including the manner in which it is to be disclosed, or that it contains any material misstatement.

For Mehta Singhvi & Associates
Chartered Accountants
Firm Registration No.: 122217W


Rajendra C. Singhvi
Partner
Membership No. 016884
Place: Mumbai
Date: October 26, 2021
UDIN : 21016884AAAAER2008



LIBORD FINANCE LIMITED

CIN.:L65990MH1994PLC077482

Regd Office: 104, M. K. Bhavan, 300, Shahid Bhagat Singh Road, Fort, Mumbai 400 001.


STATEMENT OF STANDALONE UNAUDITED FINANCIAL RESULTS FOR THE QUARTER AND HALF YEAR ENDED SEPTEMBER 30, 2021

(Rupees in Lakhs)

Sr. No.	Particulars	Quarter Ended			Half Year Ended		Year Ended
		30-Sep-21	30-Jun-21	30-Sep-20	30-Sep-21	30-Sep-20	31-Mar-21
		(Reviewed)	(Reviewed)	(Reviewed)	(Reviewed)	(Reviewed)	(Audited)
I	Revenue from Operations:						
(a)	Interest Income	12.22	12.79	12.67	25.01	25.94	49.59
(b)	Dividend	0.00	0.00	0.01	0.00	0.01	0.01
(c)	Sale of Services	1.25	0.00	0.00	1.25	0.00	15.00
(d)	Other income from operations	0.00	0.00	0.00	0.00	0.00	0.77
	Total Revenue from Operations	13.47	12.79	12.68	26.26	25.95	65.37
II	Other Income	3.38	3.79	0.51	7.17	0.66	3.32
III	Total Income (I+II)	16.85	16.58	13.19	33.43	26.61	68.69
IV	EXPENSES						
(a)	Finance Costs	1.19	1.28	(0.12)	2.47	1.38	3.14
(b)	Fees and commission expense	-	-	-	-	-	-
(c)	Net loss on fair value changes	-	-	-	-	-	-
(d)	Net loss on derecognition of financial instruments under amortised cost category	-	-	-	-	-	-
(e)	Impairment on Financial Instruments	-	-	-	-	-	-
(f)	Employee Benefits Expenses	6.06	5.57	5.02	11.63	10.19	19.97
(g)	Depreciation and Amortization Expenses	4.26	4.21	5.29	8.47	9.12	19.02
(h)	Other Expenses (to be specified)	4.31	3.76	3.54	8.07	6.93	15.19
	Total Expenses (IV)	15.82	14.82	13.73	30.64	27.62	57.32
V	Profit/(Loss) before Exceptional Items and Tax (III-IV)	1.03	1.76	(0.54)	2.79	(1.01)	11.37
VI	Exceptional Items	-	-	-	-	-	-
VII	Profit/(Loss) before Tax (V-VI)	1.03	1.76	(0.54)	2.79	(1.01)	11.37
VIII	Tax Expenses:						
(1)	Current Tax	0.25	0.45	0.00	0.70	0.00	2.09
(2)	Deferred Tax	0.16	0.69	0.12	0.85	0.30	0.15
IX	Profit/(Loss) for the Period from Continuing Operations (VII-VIII)	0.62	0.62	(0.66)	1.24	(1.31)	9.13
X	Profit/(Loss) from Discontinued Operations	-	-	-	-	-	-
XI	Tax Expenses of Discontinued Operations	-	-	-	-	-	-
XII	Profit/(Loss) from Discontinued Operations (after tax) (X-XI)	-	-	-	-	-	-
XIII	Profit/(Loss) for the Period (IX+XII)	0.62	0.62	(0.66)	1.24	(1.31)	9.13
XIV	Other Comprehensive Income						
A (i)	Items that will not be Reclassified to Profit or Loss	2.64	(7.33)	(8.95)	(4.69)	(4.72)	20.19
(ii)	Income Tax relating to Items that will not be Reclassified to Profit or Loss	0.67	(1.85)	(1.96)	(1.18)	(1.03)	5.59
B (i)	Items that will be Reclassified to Profit or Loss	-	-	-	-	-	-
(ii)	Income Tax Relating to Items that will be Reclassified to Profit or Loss	-	-	-	-	-	-
	Total Comprehensive Income net of Tax	1.97	(5.48)	(6.99)	(3.51)	(3.69)	14.60
XV	Total Comprehensive Income for the period (XIII+XIV) (Comprising Profit/(Loss) and Other Comprehensive Income for the Period)	2.59	(4.86)	(7.65)	(2.27)	(5.00)	23.73
XVI	Paid -up Equity Share Capital (Face Value of Rs. 10/- each)	1570	1570	1570	1570	1570	1570
XVII	Other Equity as per Balance Sheet						68.34
XVIII	Earning per Equity Share (for Continuing Operation):						
(1)	Basic	0.00	0.00	-	0.01	-	0.06
(2)	Diluted	0.00	0.00	-	0.01	-	0.06
XIX	Earning per Equity Share (for Discontinued Operation):						
(1)	Basic	-	-	-	-	-	-
(2)	Diluted	-	-	-	-	-	-
XX	Earning per Equity Share (for Discontinued & Continuing Operations):						
(1)	Basic	0.00	0.00	-	0.01	-	0.06
(2)	Diluted	0.00	0.00	-	0.01	-	0.06

Notes:

- The above Unaudited Financial Results for the Quarter ended September 30, 2021 and the period from 1.04.2021 to 30.09.2021 have been reviewed by the Audit Committee and taken on record by the Board of Directors in its meetings held on 26.10.2021 and have been subjected to Limited Review by the Statutory Auditor.
- The Company is engaged primarily in the business of Financial Services and accordingly there are no separate reportable segments dealing with Segment Reporting. The Company's business is not subject to seasonal variation.
- Previous Year / period's figures are regrouped / rearranged wherever necessary and possible.
- The Financial Results are available on the website of BSE Limited at www.bseindia.com and of the Company at www.libord.com

By order of the Board
For Libord Finance LimitedVandna Dangi
Dr. (Mrs.) Vandna Dangi
Managing DirectorPlace: Mumbai
Date : 26.10.2021

LIBORD FINANCE LIMITED
CIN : L65990MH1994PLC077482
STATEMENT OF STANDALONE ASSETS AND LIABILITIES

(Rupees in Lakhs)

Particulars	As At	As At
	September 30, 2021	March 31, 2021
	Reviewed	Audited
ASSETS		
(1) Financial Assets		
(a) Cash and Cash Equivalents	5.31	5.97
(b) Receivables		
(i) Trade Receivables	37.56	28.91
(ii) Other Receivables	-	-
(c) Loans	423.11	430.04
(d) Investments	952.78	956.30
(e) Other Financial Assets	61.59	61.18
(2) Non-Financial Assets		
(a) Current Tax Assets (net)	1.75	2.32
(b) Deferred Tax Assets (net)	0.56	1.41
(c) Property, Plant and Equipment	0.58	0.66
(d) Intangible Assets	0.05	0.08
(e) Other Non-Financial Assets	193.09	197.58
Total Assets	1,676.38	1,684.45
LIABILITIES AND EQUITY		
I. LIABILITIES		
(1) Financial Liabilities		
(a) Payables		
(i) Trade Payable		
(i) Total outstanding dues of micro enterprises and small enterprises	-	-
(ii) Total outstanding dues of creditors other than micro enterprises and small enterprises	-	-
(ii) Other Payable		
(i) Total outstanding dues of micro enterprises and small enterprises	-	-
(ii) Total outstanding dues of creditors other than micro enterprises and small enterprises	0.67	0.56
(b) Borrowings	-	-
(c) Other financial liabilities	2.34	1.65
(2) Non-Financial Liabilities		
(a) Current Tax Liabilities (Net)	-	-
(b) Deferred Tax Liabilities (Net)	-	-
(c) Other Non Financial Liabilities	37.30	43.90
II. EQUITY		
(a) Equity Share Capital	1,570.00	1,570.00
(b) Other Equity	66.07	68.34
Total Liabilities and Equity	1,676.38	1,684.45

#Previous period's figures have been regrouped wherever necessary to make them comparable

Place : Mumbai

Date : 26.10.2021

Vandana Dangi



LIBORD FINANCE LIMITED
CIN : L65990MH1994PLC077482
STANDALONE STATEMENT OF CASH FLOW

(Rupees in Lakhs)

Particulars	For the Half Year Ended September 30, 2021	For the Year Ended March 31, 2021
	Reviewed	Audited
Cash flow from Operating Activities		
Profit Before Tax & Extraordinary Items	2.79	11.37
Adjustments For :		
Depreciation And Amortisation	0.11	2.94
Dividend Income	-	(0.01)
Interest Paid	-	0.02
Operating profit before working capital changes	2.90	14.32
Decrease / (Increase) in Trade Receivables	(8.65)	(21.96)
Decrease / (Increase) in Loans	6.93	(157.54)
Decrease / (Increase) In other financial assets	(0.41)	3.65
Decrease / (Increase) in other non-financial assets	4.49	126.76
Increase/(Decrease) In Other payables	0.11	(0.23)
Increase/(Decrease) In Other financial liabilities	0.69	(1.23)
Decrease / (Increase) In non-financial liabilities	(6.60)	30.17
Cash Generated from Operations	(0.54)	(6.06)
Direct Taxes Paid	0.13	(8.59)
Operating profit after working capital changes	(0.67)	2.53
Cash Generated From Operating Activity		
Dividend Received	-	0.01
Interest Paid	-	(0.02)
Net Cash Generated From Operating Activity (a)	(0.67)	2.52
B. Cash flow from investing activities		
Sale of Investments	0.01	1.17
Net cash flow from investing activities (b)	0.01	1.17
C. Cash flow from financing activities		
Net cash flow from financing activities (c)	-	-
Net increase in cash and cash equivalents (a+b+c)	(0.66)	3.69
Cash and cash equivalents as at beginning of the Year	5.97	2.28
Cash and cash equivalents as at end of the Year	5.31	5.97

Previous years figures have been regrouped/ reclassified wherever applicable

Place : Mumbai

Date : 26.10.2021

Vandana Dangi



**INDEPENDENT AUDITOR'S LIMITED REVIEW REPORT ON CONSOLIDATED UNAUDITED
QUARTERLY AND YEAR TO DATE FINANCIAL RESULTS OF LIBORD FINANCE LIMITED PURSUANT
TO THE REGULATION 33 OF THE SEBI (LISTING OBLIGATIONS AND DISCLOSURE
REQUIREMENTS) REGULATIONS, 2015**

To

**The Board of Directors of
Libord Finance Limited**

1. We have reviewed the accompanying Statement of Consolidated Unaudited Financial Results of **Libord Finance Limited** ("the Company") and its share of the net profit after tax and total comprehensive income of its associates (the Company and its Associates together referred to as the "Group") for the quarter ended September 30, 2021, and for the period from 1.04.2021 to 30.09.2021 ("the Statement") being submitted by the Company pursuant to the requirements of Regulation 33 of the SEBI (Listing Obligations and Disclosure Requirements) Regulations, 2015 as amended.
2. This Statement, which is the responsibility of the Company's management and approved by the Company's Board of Directors, has been prepared in accordance with the recognition and measurement principles laid down in Indian Accounting Standard 34, Interim Financial Reporting ("Ind AS 34"), prescribed under Section 133 of the Companies Act, 2013 ("the Act"), and other accounting principles generally accepted in India. Our responsibility is to express a conclusion on the Statement based on our review.
3. We conducted our review of the Statement in accordance with the Standard on Review Engagements (SRE) 2410, "Review of Interim Financial Information Performed by the Independent Auditor of the Entity", issued by the Institute of Chartered Accountants of India. A review of interim financial information consists of making inquiries, primarily of persons responsible for financial and accounting matters, and applying analytical and other review procedures. A review is substantially less in scope than an audit conducted in accordance with the Standards on Auditing and consequently, does not enable us to obtain assurance that we would become aware of all significant matters that might be identified in an audit. Accordingly, we do not express an audit opinion.

We also performed procedures in accordance with the Circular issued by the SEBI under Regulation 33 (8) of the SEBI (Listing Obligations and Disclosure Requirements) Regulations, 2015, as amended, to the extent applicable.

4. The Statement includes the results of the following entities:
Associates:
 1. Libord Advisors Private Limited
 2. Libord Brokerage Private Limited
5. Based on our review conducted and procedures performed as stated in paragraph 3 above nothing has come to our attention that causes us to believe that the accompanying Statement, prepared in accordance with recognition and measurement principles laid down in the aforesaid Indian Accounting Standard and other accounting principles generally

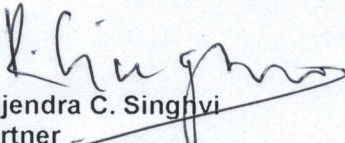


accepted in India, has not disclosed the information required to be disclosed in terms of Regulation 33 of the SEBI (Listing Obligations and Disclosure Requirements) Regulations, 2015 as amended, including the manner in which it is to be disclosed, or that it contains any material misstatement.

6. The consolidated unaudited financial results include the Company's share of net profit after tax Rs. 26.24 lakhs and Rs. 38.24 lakhs and total comprehensive income of Rs. 26.24 lakhs and Rs. 38.24 lakhs for the quarter ended September 30, 2021 and for the period from 1.04.2021 to 30.09.2021 respectively as considered in the Statement, in respect of both associates, based on their interim financial results which have not been reviewed by their auditors. According to the information and explanations given to us by the management, these interim financial results are not material to the Group.

Our conclusion on the Statement is not modified in respect of the above matter.

For Mehta Singhvi & Associates
Chartered Accountants
Firm Registration No.: 122217W


Rajendra C. Singhvi
Partner
Membership No. 016884



Place: Mumbai
Date: October 26, 2021
UDIN: 21016884AAAAEQ7618

LIBORD FINANCE LIMITED

CIN.:L65990MH1994PLC077482

Regd Office: 104, M. K. Bhavan, 300, Shahid Bhagat Singh Road, Fort, Mumbai 400 001.

STATEMENT OF CONSOLIDATED UNAUDITED FINANCIAL RESULTS FOR THE QUARTER AND HALF YEAR ENDED SEPTEMBER 30, 2021

(Rupees in Lakhs)

Sr. No.	Particulars	Quarter Ended			Half Year Ended		Year Ended
		30-Sep-21 (Reviewed)	30-Jun-21 (Reviewed)	30-Sep-20 (Reviewed)	30-Sep-21 (Reviewed)	30-Sep-20 (Reviewed)	31-Mar-21 (Audited)
I	Revenue from Operations:						
(a)	Interest Income	12.22	12.79	12.67	25.01	25.94	49.59
(b)	Dividend	0.00	0.00	0.01	0.00	0.01	0.01
(c)	Sale of Services	1.25	0.00	0.00	1.25	0.00	15.00
(d)	Other income from operations	0.00	0.00	0.00	0.00	0.00	0.77
	Total Revenue from Operations	13.47	12.79	12.68	26.26	25.95	65.37
II	Other Income	3.38	3.79	0.51	7.17	0.66	3.32
III	Total Income (I+II)	16.85	16.58	13.19	33.43	26.61	68.69
IV	EXPENSES						
(a)	Finance Costs	1.19	1.28	(0.12)	2.47	1.38	3.14
(b)	Fees and commission expense	-	-	-	-	-	-
(c)	Net loss on fair value changes	-	-	-	-	-	-
(d)	Net loss on derecognition of financial instruments under amortised cost category	-	-	-	-	-	-
(e)	Impairment on Financial Instruments	-	-	-	-	-	-
(f)	Employee Benefits Expenses	6.06	5.57	5.02	11.63	10.19	19.97
(g)	Depreciation and Amortization Expenses	4.26	4.21	5.29	8.47	9.12	19.02
(h)	Other Expenses (to be specified)	4.31	3.76	3.54	8.07	6.93	15.19
	Total Expenses (IV)	15.82	14.82	13.73	30.64	27.62	57.32
V	Profit/(Loss) before Exceptional Items and Tax (III-IV)	1.03	1.76	(0.54)	2.79	(1.01)	11.37
VI	Exceptional Items	-	-	-	-	-	-
VII	Profit/(Loss) before Tax (V-VI)	1.03	1.76	(0.54)	2.79	(1.01)	11.37
VIII	Tax Expenses:						
(1)	Current Tax	0.25	0.45	0.00	0.70	0.00	2.09
(2)	Deferred Tax	0.16	0.69	0.12	0.85	0.30	0.15
IX	Profit/(Loss) for the Period from Continuing Operations (VII-VIII)	0.62	0.62	(0.66)	1.24	(1.31)	9.13
X	Profit/(Loss) from Discontinued Operations	-	-	-	-	-	-
XI	Tax Expenses of Discontinued Operations	-	-	-	-	-	-
XII	Profit/(Loss) from Discontinued Operations (after tax) (X-XI)	-	-	-	-	-	-
XIII	Profit/(Loss) for the Period (IX+XII)	0.62	0.62	(0.66)	1.24	(1.31)	9.13
XIV	Other Comprehensive Income	-	-	-	-	-	-
A (i)	Items that will not be Reclassified to Profit or Loss	2.64	(7.33)	(8.95)	(4.69)	(4.72)	20.19
(ii)	Income Tax relating to Items that will not be Reclassified to Profit or Loss	0.67	(1.85)	(1.96)	(1.18)	(1.03)	5.59
B (i)	Items that will be Reclassified to Profit or Loss	-	-	-	-	-	-
(ii)	Income Tax Relating to Items that will be Reclassified to Profit or Loss	-	-	-	-	-	-
	Total Comprehensive Income net of Tax	1.97	(5.48)	(6.99)	(3.51)	(3.69)	14.60
XV	Total Comprehensive Income for the period (XIII+XIV) (Comprising Profit/(Loss) and Other Comprehensive Income for the Period)	2.59	(4.86)	(7.65)	(2.27)	(5.00)	23.73
XVI	Non-controlling interest						
	Share of Profit from Associates (Net of Taxes)	26.24	12.00	26.13	38.24	36.21	103.62
XVII	Total Comprehensive Income for the period after share of profit of associates(XV+XVI)	28.83	7.14	18.48	35.97	31.21	127.35
XVIII	Paid -up Equity Share Capital (Face Value of Rs. 10/- each)	1570	1570	1570	1570	1570	1570
XIX	Other Equity as per Balance Sheet						(90.26)
XX	Earning per Equity Share (for Continuing Operation):						
(1)	Basic	0.17	0.08	0.16	0.25	0.22	0.72
(2)	Diluted	0.17	0.08	0.16	0.25	0.22	0.72
XXI	Earning per Equity Share (for Discontinued Operation):						
(1)	Basic	-	-	-	-	-	-
(2)	Diluted	-	-	-	-	-	-
XXII	Earning per Equity Share (for Discontinued & Continuing Operations):						
(1)	Basic	0.17	0.08	0.16	0.25	0.22	0.72
(2)	Diluted	0.17	0.08	0.16	0.25	0.22	0.72

Notes:

- The above Unaudited Financial Results for the Quarter ended September 30, 2021 and the period from 1.04.2021 to 30.09.2021 have been reviewed by the Audit Committee and taken on record by the Board of Directors in its meetings held on 26.10.2021 and have been subjected to Limited Review by the Statutory Auditors.
- The Company is engaged primarily in the business of Financial Services and accordingly there are no separate reportable segments dealing with Segment Reporting. The Company's business is not subject to seasonal variation.
- Previous Year / period's figures are regrouped / rearranged wherever necessary and possible.
- The Financial Results are available on the website of BSE Limited at www.bseindia.com and of the Company at www.libord.com

By order of the Board
For Libord Finance Limited

Vandna Dangri
Dr. (Mrs.) Vandna Dangri
Managing Director

Place: Mumbai
Date: 26.10.2021



LIBORD FINANCE LIMITED
CIN : L65990MH1994PLC077482
STATEMENT OF CONSOLIDATED ASSETS AND LIABILITIES

(Rupees in Lakhs)

Particulars	As At September 30, 2021	As At March 31, 2021
	Reviewed	Audited
ASSETS		
(1) Financial Assets		
(a) Cash and Cash Equivalents	5.31	5.97
(b) Receivables	-	-
(i) Trade Receivables	37.56	28.91
(ii) Other Receivables	-	-
(c) Loans	423.11	430.04
(d) Investments	832.42	797.70
(e) Other Financial Assets	61.59	61.18
(2) Non-Financial Assets		
(a) Current Tax Assets (net)	1.75	2.32
(b) Deferred Tax Assets (net)	0.56	1.41
(c) Property, Plant and Equipment	0.58	0.66
(d) Intangible Assets	0.05	0.08
(e) Other Non-Financial Assets	193.09	197.58
Total Assets	1,556.02	1,525.85
LIABILITIES AND EQUITY		
I. LIABILITIES		
(1) Financial Liabilities		
(a) Payables		
(I) Trade Payable		
(i) Total outstanding dues of micro enterprises and small enterprises	-	-
(ii) Total outstanding dues of creditors other than micro enterprises and small enterprises	-	-
(II) Other Payable		
(i) Total outstanding dues of micro enterprises and small enterprises	-	-
(ii) Total outstanding dues of creditors other than micro enterprises and small enterprises	0.67	0.56
(b) Borrowings	-	-
(c) Other financial liabilities	2.34	1.65
(2) Non-Financial Liabilities		
(a) Current Tax Liabilities (Net)	-	-
(b) Deferred Tax Liabilities (Net)	-	-
(c) Other Non Financial Liabilities	37.30	43.90
II. EQUITY		
(a) Equity Share Capital	1,570.00	1,570.00
(b) Other Equity	(54.29)	(90.26)
Total Liabilities and Equity	1,556.02	1,525.85

Previous period's figures have been regrouped wherever necessary to make them comparable

Place : Mumbai
Date : 26.10.2021

Vandana Dange



LIBORD FINANCE LIMITED
CIN : L65990MH1994PLC077482
CONSOLIDATED STATEMENT OF CASH FLOW

(Rupees in Lakhs)

Particulars	For the Half Year Ended September 30, 2021	For the Year Ended March 31, 2021
	Reviewed	Audited
Cash flow from Operating Activities		
Net Profit Before Tax & Extraordinary Items	2.79	11.37
Adjustments For :		
Depreciation And Amortisation	0.11	2.94
Dividend Income	-	(0.01)
Interest Paid	-	0.02
Operating profit before working capital changes	2.90	14.32
Decrease / (Increase) in Trade Receivables	(8.65)	(21.96)
Decrease / (Increase) in Loans	6.93	(157.54)
Decrease / (Increase) In other financial assets	(0.41)	3.65
Decrease / (Increase) in other non-financial assets	4.49	126.76
Increase/(Decrease) In Other payables	0.11	(0.23)
Increase/(Decrease) In Other financial liabilities	0.69	(1.23)
Decrease / (Increase) In non-financial liabilities	(6.60)	30.17
Cash Generated from Operations	(0.54)	(6.06)
Direct Taxes Paid	0.13	(8.59)
Operating profit after working capital changes	(0.67)	2.53
Cash Generated From Operating Activity		
Dividend Received	-	0.01
Interest Paid	-	(0.02)
Net Cash Generated From Operating Activity (a)	(0.67)	2.52
B. Cash flow from investing activities		
Sale of Investments	0.01	1.17
Net cash flow from investing activities (b)	0.01	1.17
C. Cash flow from financing activities		
Net cash flow from financing activities (c)	-	-
Net increase in cash and cash equivalents (a+b+c)	(0.66)	3.69
Cash and cash equivalents as at beginning of the Year	5.97	2.28
Cash and cash equivalents as at end of the Year	5.31	5.97

#Previous years figures have been regrouped/ reclassified wherever applicable

Place : Mumbai

Date : 26.10.2021

Vandna Dangi

